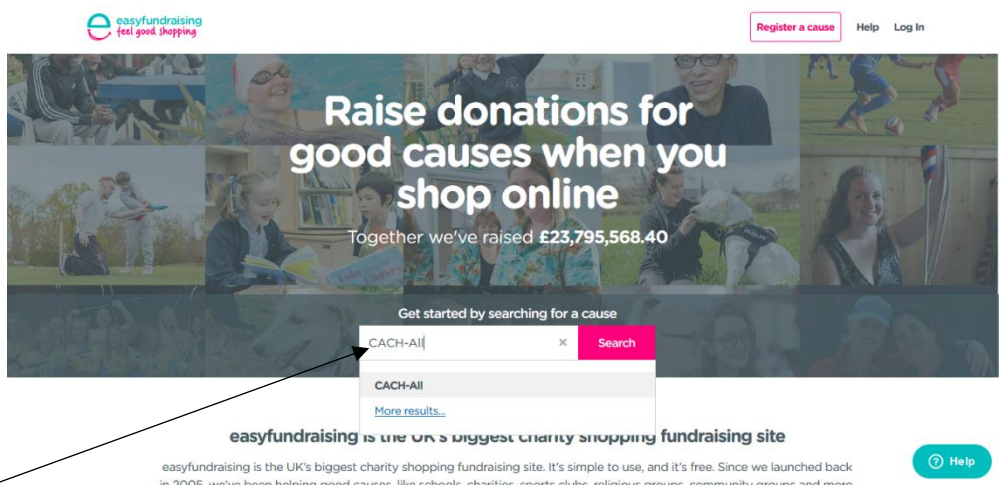


CACH-ALL Fundraising Walkthrough

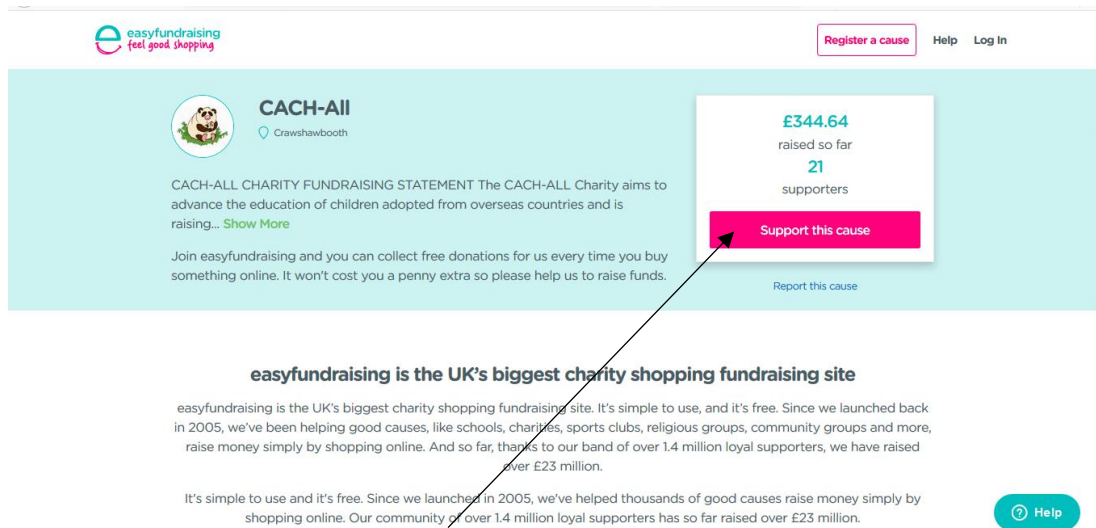
Who and What is Easyfundraising:

'Easyfundraising turns your everyday online shopping into free donations for your favourite cause. How? Just start your online shopping first at Easyfundraising, then shop as normal. Our retailers will then make a small donation to say "thank you". We have over 3,200 retailers to choose from and so far we've raised over £23 million for thousands of community groups, schools, sports clubs, small and large charities across the UK. Easy!'

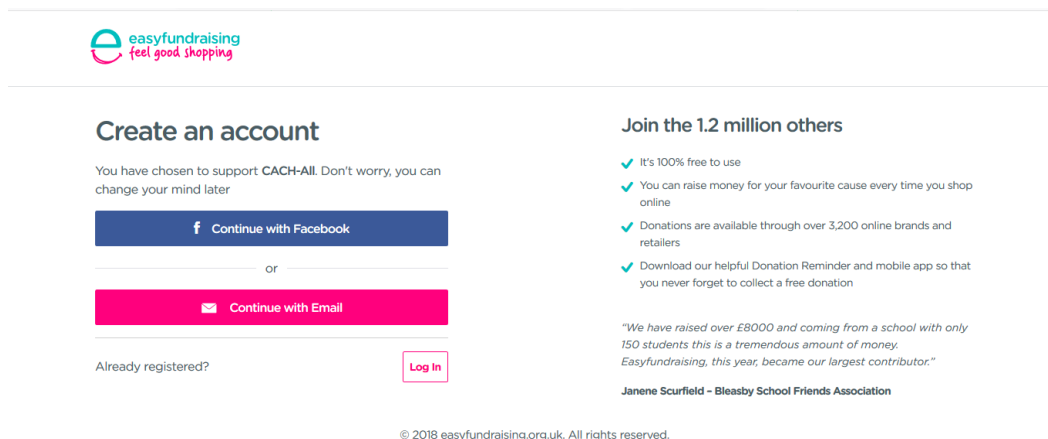
Step 1: Use the following URL: (<https://www.easyfundraising.org.uk/invite/FGXCWT/>) to take you to the Easyfundraising website.



Typing in 'CACH-All' in the search box to get to our webpage within the Easyfundraising service. You should get a screen similar to the one below.



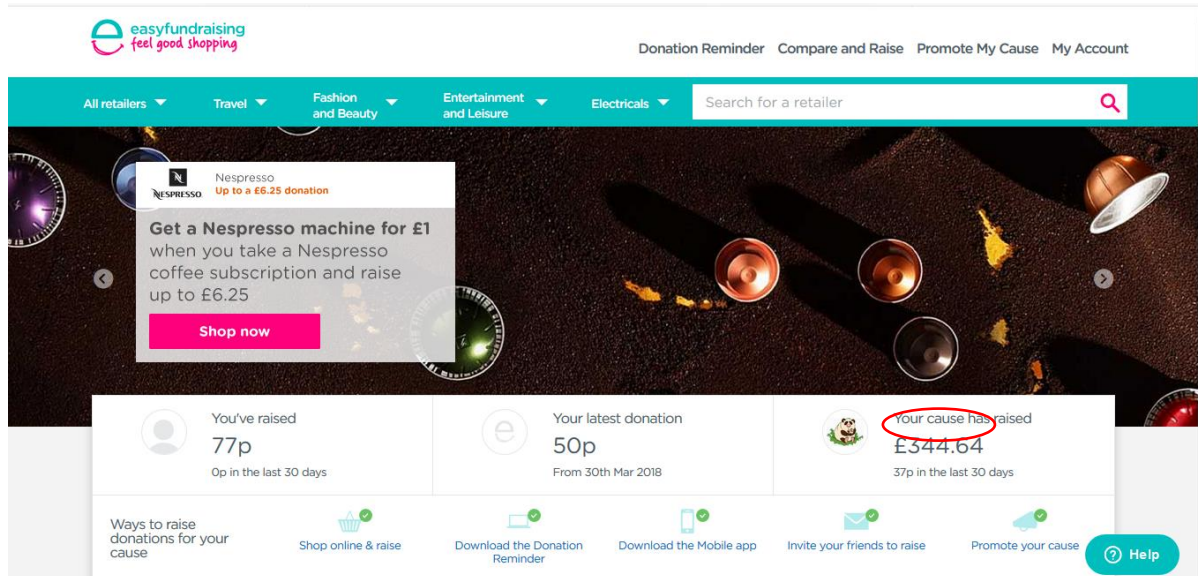
Step 2: Click on the 'Support this cause' button. You should now get a registration page such as the one below.



Step 3: Register in whichever method you feel most comfortable with (email or via Facebook).

Step 4: You may need to verify your account via a link sent to your assigned email address. Facebook will have a similar verification process.

Step 5: You should now have access to the CACH-All fundraising page in Easyfundraising. As you can see people have already raised £344.



There are many ways to fundraise within the website, and it is worth exploring to see what works best for you.

One of the best ways for those who do online shopping on their mobiles is to download the app.

URL: <https://www.easyfundraising.org.uk/easyfundraising-app/>

It is very handy in automatically getting donations from the shopping you do. I highly recommend giving it a try!!

